

Bendigo Socially Responsible Growth Fund

Quarterly fund update - March 2024

Investment objective and return

The Fund invests via a selection of expert asset managers that specialise in managing specific asset classes and which take into account environmental, social, ethical and governance (ESG) considerations in their asset selection. The Fund targets a minimum level of 75% of the total assets of the Fund being managed by asset managers that take into account ESG considerations in their investment decisions. The Fund has an objective of entirely excluding investments in companies that produce or manufacture tobacco products and controversial weapons. Examples of tobacco products are nicotine alternatives (i.e. electronic cigarettes) and tobacco-based products (e.g. cigarettes, cigars). Examples of controversial weapons are anti-personnel mines, biological and chemical weapons, cluster weapons, depleted uranium and nuclear weapons. Other activities Sandhurst monitors and aims to reduce are adult entertainment, alcohol, gambling, non-pharmaceutical animal testing and companies with high event controversy.

ESG considerations are primarily applied to listed shares (both Australian and International) and fixed interest. The screening criteria applied to the Fund does not consider derivatives or certain underlying assets, including inflation-linked and government bonds, property and unlisted assets. The investment portfolio is constructed in a manner that Sandhurst believes will meet the investment return objective of a return after fees in excess of 4% above inflation over a 10 year period.



RIAA Certification

The Fund has been certified by the Responsible Investment Association of Australasia according to the operational and disclosure practices required under the Responsible Investment Certification Program.²

See www.responsiblereturns.com.au for details.

Fund performance¹

as at 31 March 2024

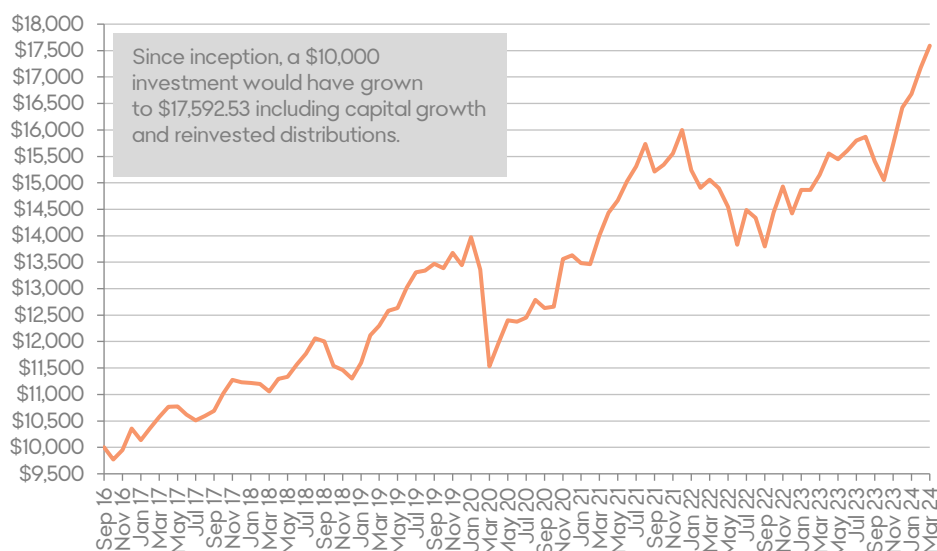
Fund return

3 months %	7.10
1 year %	16.13
3 years %p.a.	7.90
5 years %p.a.	7.42
Since inception %p.a.	7.82
Morningstar Rating™ Overall³	★★★★
Morningstar Category Rank - 5 year³	13 / 157

An example of how your investment grows

Growth of \$10,000¹

(Based on historic Fund performance since inception)



Fund facts

Fund APIR code	STL0055AU
Fund inception date	20 September 2016
Distribution frequency	Half yearly
Management fees & costs ⁴	1.00% p.a.
Buy / Sell spread ⁴	+0.07% / -0.07%
Investment return objective	CPI + 4%
Minimum investment / minimum balance	\$5,000
Recommended investment timeframe	5 years +
Risk level	Medium to high

Unit price

as at 31 March 2024

Application price	\$1.26799
Withdrawal price	\$1.26622




















Distribution details (cents per unit)

31 Dec 2023	\$0.00984
30 Jun 2023	\$0.00779

Fund features

- ▶ a responsible investment focus;
- ▶ a diversified solution investing across a range of asset classes including equity and fixed interest;
- ▶ access to leading professional and specialist asset managers;
- ▶ an investment that aims for long term capital growth with moderate income.

Asset allocation

	Weight %	Weight % Δ /mth	Key
 VanEck MSCI Australian Sustainable Equity ETF*	34.0%	0.3% 	 Australian Shares
 AXA IM SmartBeta ESG Global Equity*	42.5%	0.0% 	 International Shares (Unhedged)
 Altius Sustainable Bond Fund*	5.2%	-0.2% 	 Australian Fixed Interest
 Vanguard Australian Inflation-Linked Bond Index Fund	4.7%	-0.3% 	
 Vanguard Government Bond	3.6%	-0.2% 	
 Australian Unity Future of Healthcare Fund	4.5%	0.2% 	 Alternatives
 Sandhurst Strategic Income Fund^	5.6%	0.3% 	 Cash
Total	100.0%		

* These funds incorporate ESG considerations.

^ Includes small amounts of cash that are held in Bendigo Bank operating accounts.

Top 10 holdings of ESG asset managers ⁵

Portfolio	Weight %
Australia Government Bond	8.2%
Foretsure Metals Group Ltd	2.1%
Telstra Group Ltd	1.8%
Goodman Group	1.8%
Apple	1.8%
Transurban Group	1.7%
CSL Ltd	1.7%
Microsoft	1.5%
QBE Insurance Group Ltd	1.3%
Brambles Ltd	1.0%

Make the most of your investment

► The power of compounding

Compounding can be a powerful tool in wealth creation. Reinvesting distributions can be one of the easiest and cheapest ways to increase your holdings over time. You're compounding your investment's growth by continually adding more units which, in turn, will generate distributions of their own.

Why not reinvest your half yearly distributions?

► The benefits of making it regular

Making regular contributions to your investment can both grow your investment and smooth the effects of market highs and lows.

Why not add a Regular Savings Plan to your investment? Establish one from as little as \$50 per month.

You can also use BPAY[®] to add to your investment at any time with as little as \$100. See your statement for your BPAY reference number.

[®] Registered to BPAY Pty Ltd ABN 69 079 137 518

Do you have any questions?

For further information contact us on 1800 634 969 or visit our website: www.bendigobank.com.au/managedfunds

Portfolio Performance

Returns for the quarter were strong on an absolute and peer relative perspective. Equity markets drove the Fund higher as global central bank communication raised the hopes of rate cuts sooner, with the market swiftly pricing a high probability of a soft landing. A soft landing implies a return to average inflation, without a significant slowdown in the economy. The Fund has had strong contributions via Australian Unity Future of Healthcare, which has outperformed both the Australian and global equity benchmark. Further tactical tilts to global equities over Australian shares and an underweight to fixed income assets has aided returns.

Economic commentary

The past quarter was a strong quarter for risk assets with Australian shares up 5.3% (S&P ASX 300 accumulation Index), global shares rose 10.1% (MSCI World Ex Australia Hedged AUD Total Return Index), gold was up 8.1%, while global fixed income fell -0.3% (Bloomberg Global Aggregate Total Return Index Hedged AUD) and Australian fixed income returned a modest 1.0% (Bloomberg AusBond Composite Index).

Risk assets have run sharply higher since last November. Driving the rally has been central bank communication regarding the possibility of sooner interest rate cuts, as well as favourable liquidity conditions. The backdrop relative to historical periods is one of high asset values and wealth, propped up by post covid stimulus. This combined with high global debt levels, results in markets that are highly sensitive to changes in interest rates and liquidity conditions. Over the past two years investments have experienced extreme volatility and we expect that looking forward central bank policy and government fiscal impacts will continue to amplify markets.

Throughout 2023, markets were favoured by falling inflation rates and surprisingly strong economic growth particularly in the US. Unlike many global regions, the US has been supported by excessive government fiscal support, combined with a consumer that is insensitive to rising interest rates given long term fixed mortgages. As a result, inflation in the US continues to be sticky and demand robust, with inflation measures for January and February indicating an acceleration in core inflation. Outside of the US a different story persists with weaker consumer demand experienced across Europe, the UK, Japan and Australia.

Within Australia, GDP growth has continued to fall, with the labour market softening. Without the effect of the current large immigration policy, Australia on a per capita basis is in a recession. Looking forward, an economic rebound can be expected in the event the RBA cash rate is reduced, in which markets, being forward looking, continue to front run.

Footnotes

1. Fund Performance figures are calculated before tax and after fees and costs; using withdrawal prices and assumes distributions are reinvested. Past performance is not an indication of future performance.
2. The Responsible Investment Certification Program does not constitute financial product advice. Neither the Certification Symbol nor RIAA recommends to any person that any financial product is a suitable investment or that returns are guaranteed. Appropriate professional advice should be sought prior to making an investment decision. RIAA does not hold an Australian Financial Services Licence.
3. Morningstar rates mutual funds from one to five stars based on how well they've performed (after adjusting for risk) in comparison to similar funds. Within each Morningstar Category, the top 10% of funds receive five stars, the next 22.5% four stars, the middle 35% three stars, the next 22.5% two stars, and the bottom 10% receive one star. Funds are rated for up to three time periods— three-, five-, and 10 years—and these ratings are combined to produce an overall rating. Funds with less than three years of history are not rated. Ratings are objective, based entirely on a mathematical evaluation of past performance. They're a useful tool for identifying funds worthy of further research, but shouldn't be considered buy or sell recommendations.

Bendigo Socially Responsible Growth Fund received a 4-Star Overall Morningstar Rating™ out of 168 Multisector Growth funds as of 31 March 2024. The Bendigo Socially Responsible Growth Fund returns were ranked 13 out of 157 Morningstar Multisector Growth funds for 5 years to 31 March 2024. 'Morningstar Category Rank' is the Fund's performance rank relative to all funds in the same Morningstar Category. Investments are placed into Morningstar Categories based on their compositions and portfolio statistics so that investors can make meaningful comparisons. Source: www.morningstar.com.au/Funds/FundReport/41513

© 2024 Morningstar, Inc. All rights reserved. Neither Morningstar, its affiliates, nor the content providers guarantee the data or content contained herein to be accurate, complete or timely nor will they have any liability for its use or distribution. This report or data has been prepared for clients of Morningstar Australasia Pty Ltd (ABN: 95 090 665 544, AFSL: 240892) and/or New Zealand wholesale clients of Morningstar Research Ltd, subsidiaries of Morningstar, Inc. Any general advice has been provided without reference to your financial objectives, situation or needs. For more information refer to our Financial Services Guide at www.morningstar.com.au/s/fsg.pdf. You should consider the advice in light of these matters and if applicable, the relevant Product Disclosure Statement before making any decision to invest. Morningstar's publications, ratings and products should be viewed as an additional investment resource, not as your sole source of information. Morningstar's full research reports are the source of any Morningstar Ratings and are available from Morningstar or your adviser. Past performance does not necessarily indicate a financial product's future performance. To obtain advice tailored to your situation, contact a financial adviser.

The Morningstar Rating is an assessment of a fund's past performance—based on both return and risk—which shows how similar investments compare with their competitors. A high rating alone is insufficient basis for an investment decision.

4. Management fees & costs are based on costs incurred by the Fund in the past financial year and may be different in the current and future financial years. Other fees and costs may apply. See the Product Disclosure Statement for full details.
5. The top 10 holdings outlined above are a representation of the largest indirect exposures of the Bendigo Socially Responsible Growth Fund as at 31 December 2023 which may change from time to time. The information has been calculated by Sandhurst based on the cumulative weighted average of each security held by the underlying managers within the Fund.

The Bendigo Socially Responsible Growth Fund (Fund) is issued by Sandhurst Trustees Limited (Sandhurst) ABN 16 004 030 737 AFSL 237906 a subsidiary of Bendigo and Adelaide Bank Limited (the Bank) ABN 11 068 049 178 AFSL 237879. Sandhurst and the Bank receive remuneration on the issue of the Fund or the service they provide, full details of which are contained in the Product Disclosure Statement (PDS). Investments in the Fund are not deposits with, guaranteed by, or liabilities of the Bank or any of its related entities. Economic and outlook forecasts are not guaranteed to occur. Sandhurst has prepared this document based on information available to it. The information and opinions provided in this document have not been verified and Sandhurst has no obligation to notify you in the event that any information or opinion changes. No representation is made to the fairness and accuracy of the information, opinions and conclusions contained in this document. This update is provided by Sandhurst and contains general advice only. Please consider your situation and read the PDS available at www.bendigobank.com.au/managedfundsforms, any Bendigo Bank branch or by phoning 1800 634 969 before making an investment decision.

For target market determination: www.bendigobank.com.au/TMD

This information is current as at 31 March 2024 (unless stated otherwise) and is subject to change without notice.